

ROOF COATING PRODUCT RANGE



ROOF PRIMER

Clear penetrating coating to prepare worn surfaces for NU Roof Topcoat. Provides superior adhesion and sealing.



ROOF SEALER

Specially formulated sealer for badly weathered or porous surfaces. Seals and protects.



ROOF TOPCOATS

Our all-acrylic topcoats combined with our sealer or primer key together to give maximum strength and durability to your roof.



ROOF TERRAGLAZE

Glossy clear to restore your terracotta roof to its former glory.



ROOF MASTER

High build sealer undercoat for extremely badly weathered tiles. Thicker coating to even out the surface for a better finish. Seals and protects.



ROOF XTREME

High gloss finish for extra long lasting shine. Available in all standard colours.



ROOF METAL PRIMER

Waterbased anti-corrosion metal primer. Strong adhesion to metal surfaces. Prevents surface rusting.



SUPA POINT

Flexible roof pointing compound made to meet the highest quality standards as demanded by the Australian consumers. Built to withstand the tough Australian climate.

MANUFACTURED BY:

RGL Adhesives Pty Ltd

17-19 Trawalla Avenue, Thomastown VIC 3074

Ph: (03) 9464 3034

Email: info@rgladhesives.com.au

rgladhesives.com.au



*All Nu Roof products are water based, environmentally friendly and non toxic. They have been designed to exceed the most demanding customer's expectations.



RGL ADHESIVES

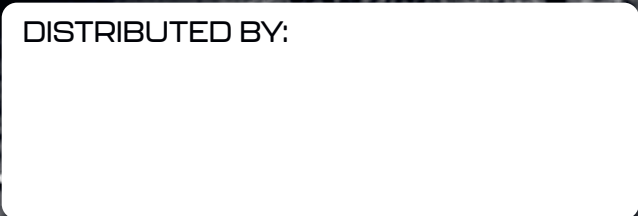
RGL Adhesives roof coatings will bring new life to your old roof with our complete range of sealers, primers and topcoats. Formulated using world leading acrylic technology and designed to give superior adhesion, UV resistance and rapid cure.

- Long lasting protection
- A stable surface for collecting rainwater
- UV break down resistant
- Fade resistant colour pigments
- Proudly an Australian made product
- Made for roofers, by roofers for all Australian climates and conditions

APPLICATION GUIDELINES

1. Thoroughly clean the tiles using industrial pressure cleaner (3500 - 4500 psi).
2. Apply 1 coat of either Primer, Sealer or Master (to suit roof condition), allow 2 hours to dry.
3. Apply 1 coat of topcoat in the selected colour and allow 2 hours to dry.
4. Apply a final coat of topcoat or Xtreme in the chosen colour and allow 2 hours to dry.

DISTRIBUTED BY:



Leaders in Roof Coatings

COLOUR SELECTION



SHALE



ROUGE



SMOKEBUSH



BROWN



COLORBOND® IRONSTONE



COLORBOND® BASALT



SIENNA



RUST



HOMEBUSH



RIVERGUM



BENDIGO GREY



SLATE GREY



TERRACOTTA




BURGUNDY



COLORBOND® JASPER



SHERBROOKE




COLORBOND® MONUMENT



COLORBOND® WOODLAND GREY



SANDALWOOD



PLUM



TAN



BRUNSWICK GREEN



MANGANESE



CHARCOAL



OLD HOMESTEAD




COLORBOND® CLASSIC CREAM




VALLEY BROWN



COLORBOND® DEEP OCEAN



COLORBOND® SURFMIST



DARK CHARCOAL



RED UGEE



BEIGE



BROWN VELVET



BLUESTONE



COLORBOND® SHALE GREY



BLACK